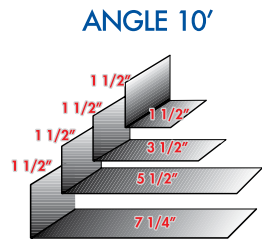
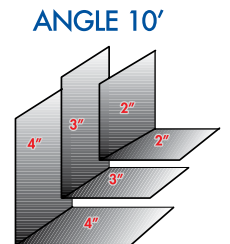


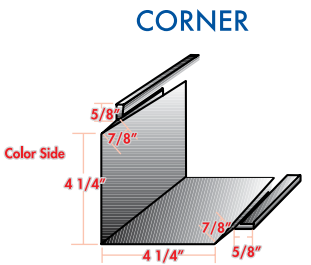
STANDARD TRIM PROFILES



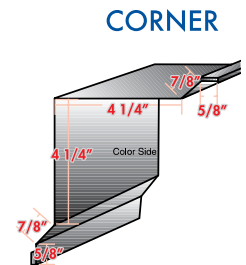
ANGLE 10'
 1 1/2" x 1 1/2" PA15
 1 1/2" x 3 1/2" PA35
 1 1/2" x 5 1/2" PA55
 1 1/2" x 7 1/4" PA7Q



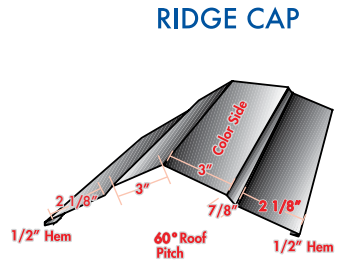
ANGLE 10'
 2" x 2" PA22
 3" x 3" PA33
 4" x 4" PA44



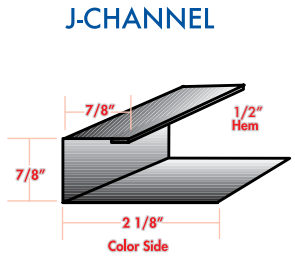
OUTSIDE CORNER 10' P-OC10



INSIDE CORNER 10' P-IC10



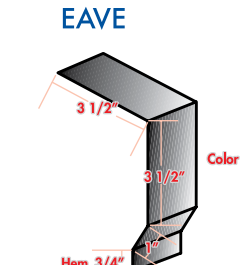
RIDGE CAP 10' P-RC13



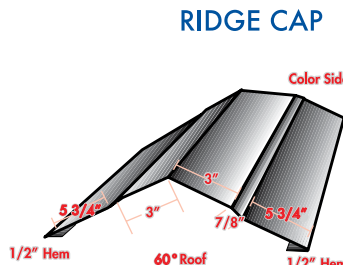
J-CHANNEL 10' P-JC10



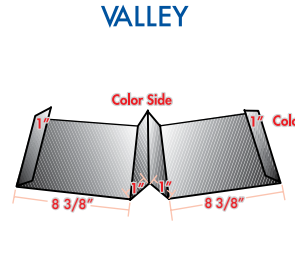
DOOR TRACK COVER 10' PFDTGCB



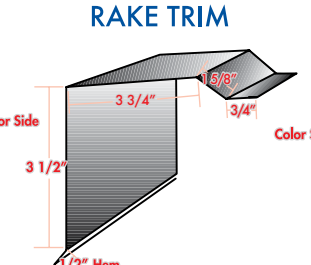
EAVE FLASHING 10' P-EF



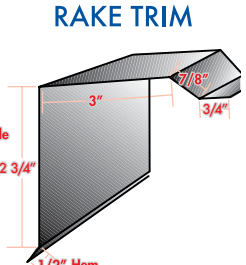
RIDGE CAP 10' P-RC20



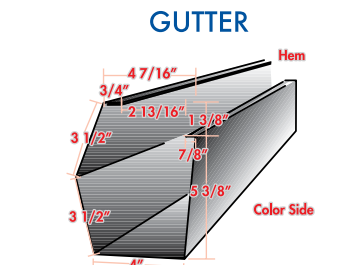
VALLEY 10' R-VF10



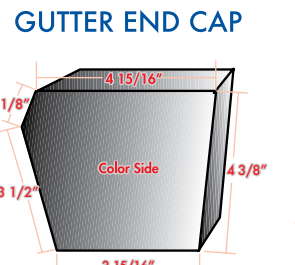
RAKE TRIM 10' RFRTML



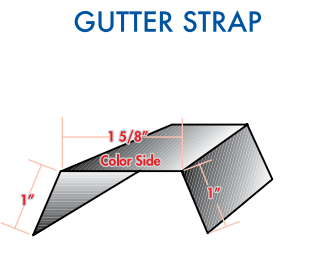
RAKE TRIM 10' RFRTMX



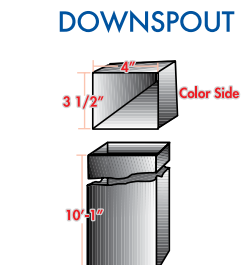
STANDARD 10'-2\"/>



STANDARD 10'-2\"/>



GUTTER STRAP 6\"/>



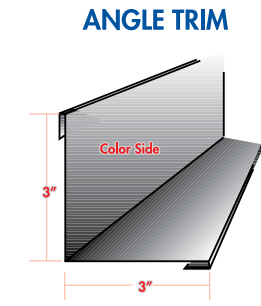
w/o KICK-OUT 10' 2\"/>

Dimensions are approximate. All Metal Mart trim is manufactured from 26 gauge Ultra Prime Kynar or Prime Silicone Polyester material and is available in all standard panel finishes.

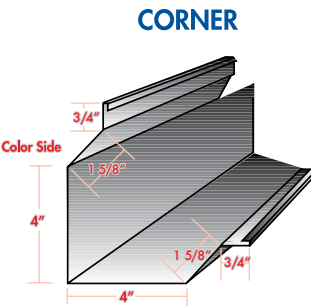
STANDARD TRIM PROFILES



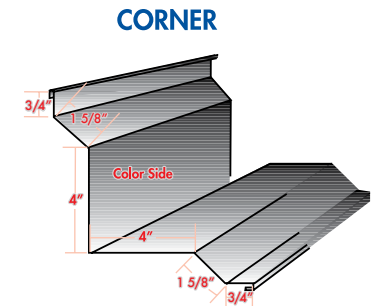
OUTSIDE ANGLE TRIM 10'-2\"/>



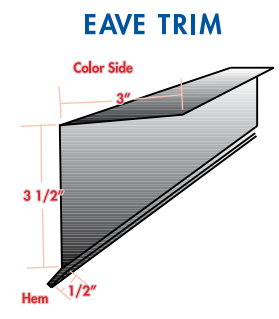
INSIDE ANGLE TRIM 10'-2\"/>



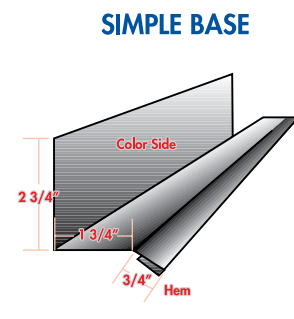
OUTSIDE CORNER 10'-2\"/>



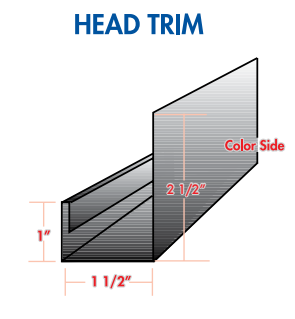
INSIDE CORNER 10'-2\"/>



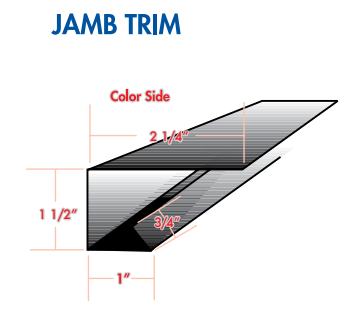
STANDARD EAVE TRIM 10'-2\"/>



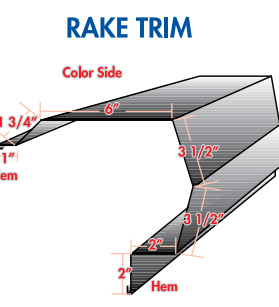
SIMPLE BASE AND DRIP 10'-2\"/>



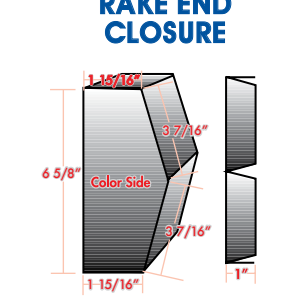
HEAD TRIM 10'-2\"/>



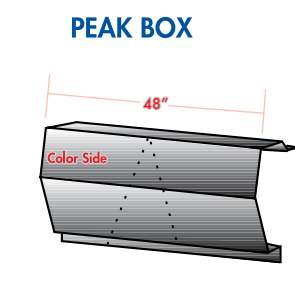
JAMB TRIM 10'-2\"/>



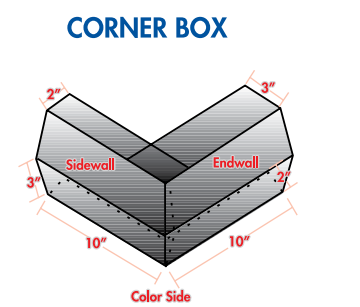
RAKE TRIM 10'-2\"/>




CLOSURE (SPLICE TO END OF RAKE TRIM) IT-RTC




VARIABLE IT-PBV



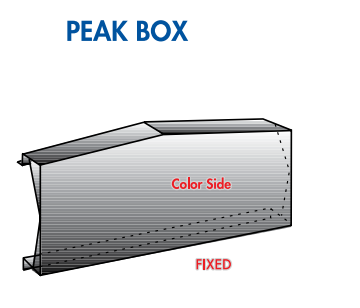
OUTSIDE CORNER BOX IT-OCB
 Specify Right or Left Hand Available in 1:12 pitch only



FORMED RIDGE CAP
 Specify Roof Pitch



CUSTOM TRIM PROFILES
 On-site custom trim fabrication available at most stores.



PEAK BOX
 FIXED

Dimensions are approximate. All Metal Mart trim is manufactured from 26 gauge Ultra Prime Kynar or Prime Silicone Polyester material and is available in all standard panel finishes.