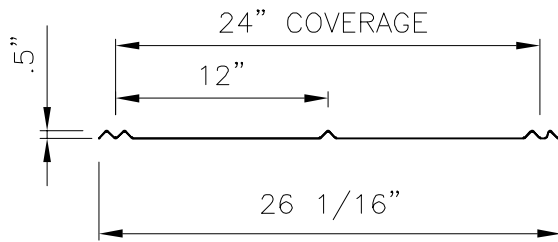


5V-Crimp Panel

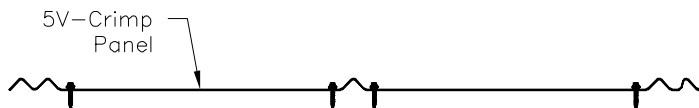
Product Data



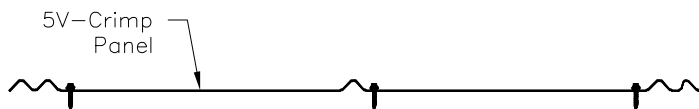
5V-CRIMP PANEL PROFILE



5V-CRIMP PANEL SEAM



FASTENER PATTERN
(@ Eaves, Ridges & Endlaps)



FASTENER PATTERN
(@ Intermediate Spacings)



FOAM INSIDE CLOSURE



FOAM OUTSIDE CLOSURE

Applications

Exposed fastener roof panel used on slopes down to 3:12. Standard panel lengths up to 40'. Please inquire for longer lengths.

Substrates

Plywood

Material

Standard - 26 GA. Steel ASTM A792 (50 ksi steel) AZ55 - Bare
AZ50 - Painted

Manufacturing

Roll formed in factory. (Ashburn Plant Only)

Finishes

Acrylic Coated Galvalume®
Fluoropolymer (Kynar 500® PVDF resin-based)

Pan Conditions

Oil canning is inherent in all metal panels and is not cause for panel rejection.

Testing *

Uplift: UL 580 Class 90
Impact Testing: UL 2218 Class 4
Fire Resistance: UL 263 & UL 790 Class A
Florida Product Approval: FL 1832.1
Miami Dade Approval: NOA # 13-0430.05
Texas Windstorm: RC-13
Testing and Approvals are product specific. Please inquire for details.

NOTE:

All data represented on this sheet may not be applicable to all widths and gauges. Please contact McElroy Metal for more information.

TECHNICAL BULLETIN

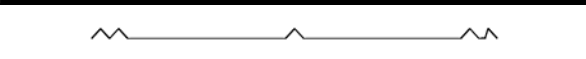
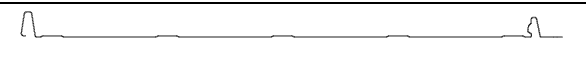
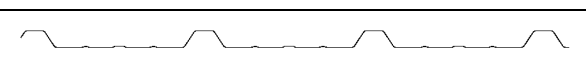


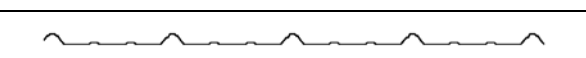
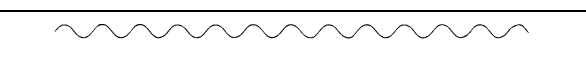

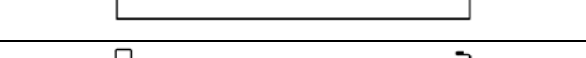


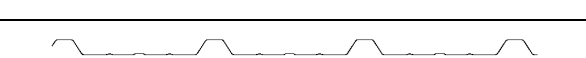

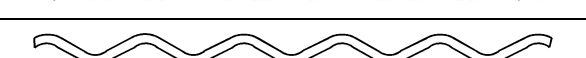

Issue Date : June 1, 2006

Revised: August 17, 2020

No. 04-268-06

Texas Department of Insurance Approval

The following roofing products have been evaluated by the Texas Department of Insurance for being in compliance with the *International Residential Code* (IRC) and the *International Building Code* (IBC).

Panel Name	Minimum Gauge	Product Evaluation Number	Panel Profile
5V-Crimp	26	RC-13	
Meridian	26	RC-34	
Multi-Rib	26	RC-63	
ABC Instaloc	24	RC-86	
ABC InstaLoc	26	RC-93	
MaxRib	29	RC-157	
Multi-Cor	26	RC-158	
ABC 238T	24	RC-270	
ABC JSM 200 DL	24	RC-271	
ABC Permaseam	24	RC-272	
MultiRib	26	RC-283	
PBR-Panel	26	RC-284	
Met Tile	26	RC-425	
Milan	29	RC-463	
Medallion-Lok	24	RC-573	

For additional information and verification please visit <http://www.tdi.state.tx.us/wind> .

MANUFACTURING LOCATIONS

ADELANTO, CA ASHBURN, GA BOSSIER CITY, LA CLINTON, IL DIAMOND, MO HOUSTON, TX LEWISPORT, KY
 MARSHALL, MI MAUSTON, WI MERKEL, TX PEACHTREE CITY, GA SUNNYVALE, TX WINCHESTER, VA



TECHNICAL BULLETIN

Issue Date : June 1, 2006

Revised: August 1, 2017

No. 04-267-06

Tests for Impact Resistance of Roof Covering Materials

UL 2218

Impact Resistance Class 4

Class 4 formed coated Steel Panels designated Type Coated steel panels (surfacing) identified as “Multi-Rib”, “Master-Lok”, “R”, “Medallion-Lok”, “Medallion”, “Medallion I Batten”, “Medallion II Batten”, “Meridian”, “5V-Crimp”, “Mega-Rib”, “Maxima 1.5”, “Maxima 212”, “Maxima 216”, “Maxima 218”, “Maxima 318”, “Maxima 324”, “Metalogic-2000”, “Mirage”, “M-Cor”, “Multi-Cor”, “Max-Rib”, “Mac-Rib”, “U”, “PBU”, “Mirage II”, “Maxima ADV”, and “Met-Tile”, “ABC Permaseam Panel;”, “ABC SL Low Panel”, ABC JSM 200”, “ABC Instaloc”, ABC SERIES 300”, “238T Roof Panel”, and “138T Roof Panel”.

Class 4 formed copper panel, designated “ABC JSM 200”

Class 4 formed aluminum panel, designated “ABC 238T Roof Panel” and “Medallion-Lok”.

CORPORATE OFFICE
SHREVEPORT, LOUISIANA

BOSSIER CITY, LA
CLINTON, IL

PEACHTREE CITY, GA
MARSHALL, MI

WINCHESTER, VA
ADELANTO, CA

LEWISPORT, KY
MAUSTON, WI

ASHBURN, GA
MERKEL, TX

SUNNYVALE, TX
HOUSTON, TX



TECHNICAL BULLETIN

Issue Date : June 1, 2006

Revised : April 24, 2017

No. 04-266-06

Tests for Fire Resistance of Roof Covering Materials UL 790 (ASTM E108 and NFPA 256)

Class A

Coated Steel Panels (surfacing) identified as "Multi-Rib", "Master-Lok", "R", "Medallion-Lok", "Medallion", "Medallion I Batten", "Medallion II Batten", "Meridian", "5V-Crimp", "Mega-Rib", "Maxima 1.5", "Maxima 212", "Maxima 216", "Maxima 218", "Maxima 318", "Maxima 324", "Metalogic-2000", "Mirage", "M-Cor", "Multi-Cor", and "Max-Rib", "U", "PBU", "Mirage II", "Maxima ADV", "Met-Tile", "ABC Perma seam Panel", "ABC SL Low Panel", "ABC JSM 200", "ABC Instaloc", "ABC Series 300", "238T Roof Panel", and "138T Roof Panel".

Copper panels (surfacing) identified as "ABC JSM 200".

Aluminum panels (surfacing) identified as "ABC 238T Roof Panel" and "Medallion-Lok".

- 1. Deck: C-15/32 **Incline:** Unlimited **Impact:** Class 4
Barrier Board: - Georgia Pacific ¼ in. min " Densdeck" board or ¼" min United Sates Gypsum Co SECURELOCK® Glass-Mat Roof Board (Type SGMRX), National Gypsum "DEXcell Glass Mat Roof Board" or " DEXcell FV Glass Mat Roof Board", CertainTeed Gypsum "GlasRoc" or ½ in. min UL classified gypsum board with all joints staggered a min of 6 in. from the plywood joints.
Ply Sheet (Optional): - Any UL Classified Type G1, G2 or G3 base/ply sheet, Type 15, 20 or 30 felt or UL Classified prepared roofing accessory or GCP Applied Technologies "Ice and Water Shield".
Surfacing: - Coated Steel, Aluminum, or Copper roofing panels, mechanically fastened or with steel screws when roof deck fasteners (panel clips) not required.
- 2. Deck: NC **Incline:** Unlimited **Impact:** Class 4
Barrier Board (optional): - ¼ in. (min) G-P Gypsum Densdeck® United States Gypsum Co SECURELOCK ®, Glass Mat Roof Board (Type SGMRX), National Gypsum "DEXcell Glass Mat Roof Board" or " DEXcell FV Glass Mat Roof Board", CertainTeed Gypsum "GlasRoc".
Ply Sheet (Optional): - Any UL Classified Type G1, G2 or G3 base/ply sheet, Type 15, 20 or 30 felt or UL Classified prepared roofing accessory or GCP Applied Technologies "Ice and Water Shield".
Surfacing: - Coated Steel, Aluminum, or Copper roofing panels, mechanically fastened or with steel screws when roof deck fasteners (panel clips) not required.
- 3. Deck: NC **Incline:** Unlimited **Impact:** Class 4
Barrier Board (optional): - 7/16 OSB or 5/8 in. plywood over polyisocyanurate insulation board or polyisocyanurate composite board, any thickness.
Ply Sheet (Optional): - Any UL Classified Type G1, G2 or G3 base/ply sheet, Type 15, 20 or 30 felt or UL Classified prepared roofing accessory or GCP Applied Technologies "Ice and Water Shield".
Surfacing: - Coated Steel, Aluminum, or Copper roofing panels, mechanically fastened or with steel screws when roof deck fasteners (panel clips) not required.
- 4. Deck: NC **Incline:** Unlimited **Impact:** Class 4
Barrier Board (optional): - Polyisocyanurate, glass fiber, perlite, or wood fiber, any thickness.
Ply Sheet (Optional): - Any UL Classified Type G1, G2 or G3 base/ply sheet, Type 15, 20 or 30 felt or UL Classified prepared roofing accessory or GCP Applied Technologies "Ice and Water Shield".
Surfacing: - Coated Steel, Aluminum, or Copper roofing panels, mechanically fastened or with steel screws when roof deck fasteners (panel clips) not required.
- 5. Deck: NC **Incline:** Unlimited **Impact:** Class 4
Insulation: - None Required, however any UL Classified insulations may be over open purlin spans. Any combination and any total thickness of insulation may be used.
Surfacing: - Coated Steel, Aluminum, or Copper roofing panels, mechanically fastened or with steel screws when roof deck fasteners (panel clips) not required.
- 6. Deck: C-15/32 **Incline:** Unimited **Impact:** Class 4
Barrier Board: - Georgia Pacific ¼ in. min " Densdeck" board or ¼" min United Sates Gypsum Co SECURELOCK® Glass-Mat Roof Board (Type SGMRX), National Gypsum "DEXcell Glass Mat Roof Board" or " DEXcell FV Glass Mat Roof Board", CertainTeed Gypsum "GlasRoc" or ½ in. min UL classified gypsum board with all joints staggered a min of 6 in. from the plywood joints.
Ply Sheet (Optional): - Any UL Classified Type G1, G2 or G3 base/ply sheet, Type 15, 20 or 30 felt or UL Classified prepared roofing accessory or GCP Applied Technologies "Ice and Water Shield".
Surfacing: - Coated Steel, Aluminum, or Copper roofing panels, mechanically fastened or with steel screws when roof deck fasteners (panel clips) not required.

Class C

- 1. Deck: C-15/32 **Incline:** No Limitations **Impact:** Class 4
Surfacing: - Coated Steel roofing panels, mechanically fastened or with steel screws when roof deck fasteners (panel clips) not required.

Maintenance and Repair

Class A, B, or C

- 1. Deck: C-15/32 **Incline:** No Limitations **Impact:** Class 4

Existing Roof System: - (to maintain existing Classifications) Class A, B or C smooth or mineral surfaced cap sheet or asphalt glass mat shingles or organic felt shingles.

Ply Sheet (Optional): - Type 15 or 30 organic felt or UL classified self-adhering modified bitumen membrane.

Surfacing: - Coated Steel "138T Roof Panel", mechanically fastened or with steel screws when roof deck fasteners (panel clips) not required.



TECHNICAL BULLETIN

Issue Date : June 1, 2006

Revised: December 13, 2013

No. 04-270-06

Tests for Fire Resistance Ratings of Roof Covering Materials

UL 263 (ASTM E119 and NFPA 251)

The following products:

Mechanically attached metal roof panels "Multi-Rib", "Master-Lok 90", "R ", "Medallion-Lok ", "Medallion", "Medallion I Batten", "Medallion II Batten", "5V-Crimp", "Mega-Rib", "Max-Rib", "Maxima 212", "Maxima 216", "Maxima 218", "Maxima 318", "Maxima 324", "Metalogic-2000", "Mirage ", "U", "Maxima 1.5", "Mirage II", "Maxima ADV" and "Met-Tile", secured by steel anchor clips. Anchor clips are attached to a hat shaped member+ (minimum depth 1 in.) or a bearing plate ++.

Mechanically attached metal roof panels, identified as "ABC Permaseam Panel", "ABC SL Low Panel", "ABC JSM 200", "ABC Instaloc", "ABC SERIES 300" and "ABC 238T Roof Panel", secured by steel anchor clips. Anchor clips are attached to a hat shaped member+ (minimum depth 1 in.) or a bearing plate +++.

Have been approved for use in the following Underwriters Laboratories design numbers:

P225, P227, P230, P237, P250, P259, P265, P266, P268, P508, P510, P512, P514, P516, P518, P701, P711, P712, P713, P717, P719, P720, P722, P723, P726, P731, P732, P734, P739, P740, P801, P815, P819, P824, P825, and P828.

+Hat-shaped member to be a minimum of 16 gauge. The member will be fastened through the roof insulation to the steel roof deck with No. 14 self-drilling and/or self-tapping fasteners. Spacing to be determined by the structural loading requirements. In addition any compressible UL Classified glass fiber blanket insulation with or without a vapor-retarder facing may be used between the specified roof insulation and the metal roof panels.

++Bearing plate to be a minimum of 16 gauge. Member will be fastened through the roof insulation to the steel deck with No. 14 self-drilling and/or self-tapping fasteners.

+++Bearing plate to be a minimum of 24 gage . Member will be fastened through the roof insulation to the steel deck with No. 14 self-drilling and/or self-tapping fasteners.

**CORPORATE OFFICE
SHREVEPORT, LOUISIANA**

BOSSIER CITY, LA
CLINTON, IL

PEACHTREE CITY, GA
MARSHALL, MI

WINCHESTER, VA
ADELANTO, CA

LEWISPORT, KY
MAUSTON, WI

ASHBURN, GA
MERKEL, TX

SUNNYVALE, TX
HOUSTON, TX



TECHNICAL BULLETIN

Issue Date : June 1, 2006

No. 03-264-06

UL Construction #453

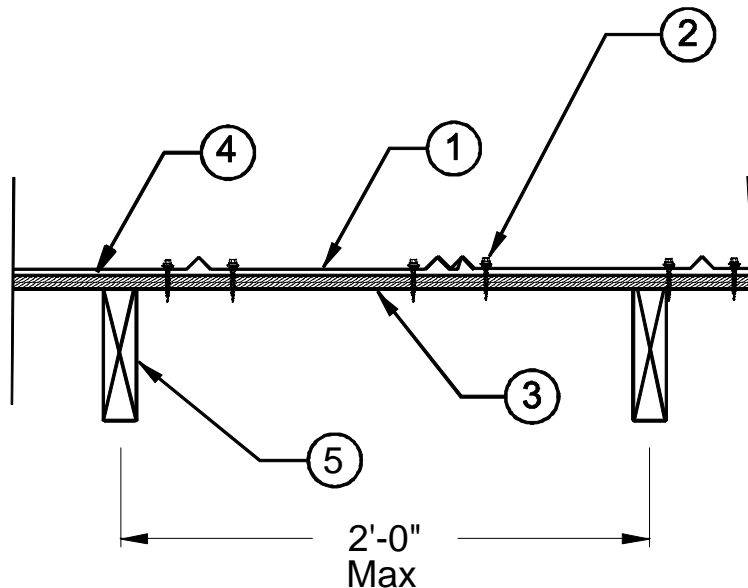
5V-Crimp

UL580 Class 90

1. **Metal Roof Deck Panels*** - No. 26 MSG minimum coated steel. Maximum panel width 24 in. Rib height maximum 1/2 in. Panels continuous over two or more spans. A bead of sealant may be used at panel sidelaps.
McElroy Metal Mill, Inc. "5V-Crimp"
2. **Fasteners** – (Screws) - For panel attachment to wood deck (Item 3) fasteners to be No. 14-10 x 1-1/2 in. Type A, hex head with separate 5/8 in. OD steel washer and a bonded neoprene washer or No. 9-15 x 1-1/2 in. longlife or Woodmac with sealing washer. Fastener spacing is as follows: a line of fasteners to be installed beginning from the center of the double V at the sidelap in 2-9-2-9 in. pattern for a total of four fasteners across the width of the panel. This fastener spacing to be 3 feet on center along the length of the panel. For attachment of plywood deck (Item 3) to joists (Item 5), fasteners to be min No. 6 by 1-7/8 in. bugle head screw or annular ring-shank nails. Spacing to be 6 in. OC at plywood edges and 12 in. OC at intermediate supports. When light gauge structural steel joists are used, fasteners to be No. 12 by 1-5/8 in. long with a Phillips head.
3. **Substructure** – (Plywood) – Plywood decking to be a nom 5/8 in. thick, exposure sheathing span C-D, 40/20 plywood. All butt joints to be sealed against leakage by using tape and/or caulk or with one-part urethane sealant.
4. **Moisture Barrier** – (Optional) – Any suitable membrane to protect substructure (Item 3).
5. **Joists** – Joists spaced at 2 ft., 0 in. OC may be one of the following:
 - A. Nom 2 by 6 in. wood joists No. 2 or better.
 - B. Nom 2 by 4 in. wood when used on top cord of a wood truss, No. 2 or better.
 - C. Light gauge structural steel framing with the member against the plywood to be a min. No. 22 MSG coated steel.

Refer to General Information, Roof Deck Construction, (Roofing Materials and Systems Directory) for items not evaluated.

*Bearing the UL Classification Marking



CORPORATE OFFICE
SHREVEPORT, LOUISIANA